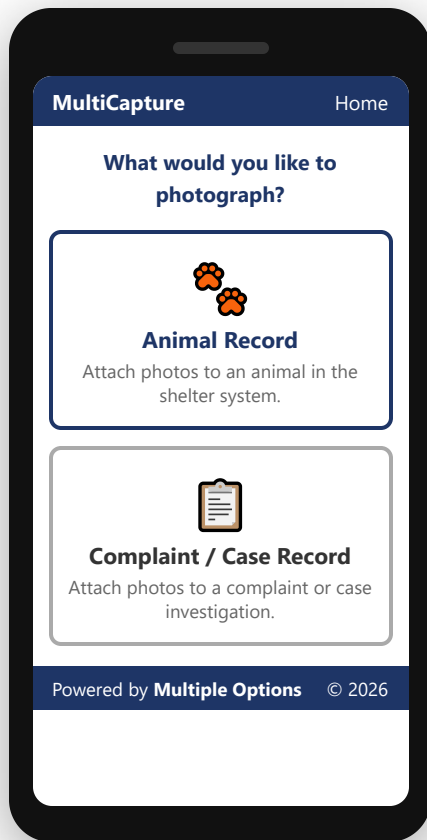


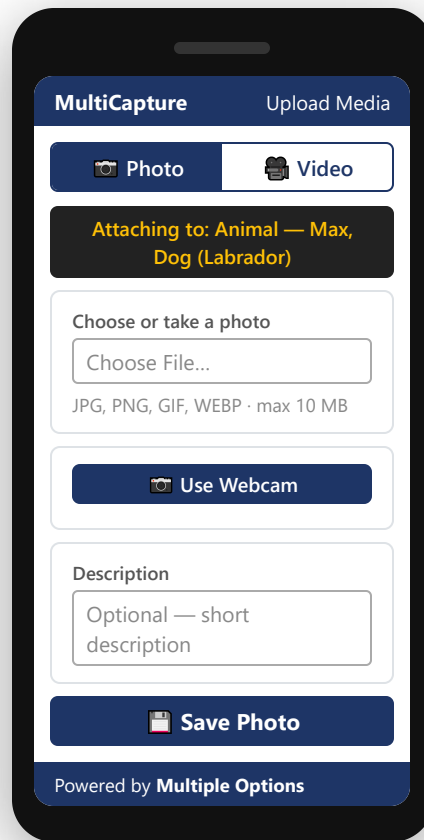
# MultiCapture

*Capture. Attach. Done.*

Attach photos and videos to animal and complaint records — from any device, anywhere, instantly.



*Home — select Animal or Complaint*



*Upload — photo or video mode*

Built for the Multiple Options Animal Shelter Management System (MOASMS) · English / French / Spanish / More

# What Is MultiCapture?

MultiCapture is a **secure, browser-based media capture portal** that lets shelter staff and animal control officers attach photos and videos to animal and complaint records — directly from any smartphone, tablet, or desktop computer.

There is nothing to install. Staff open a browser, log in, find the record, and upload or capture media immediately. Photos and videos are saved directly to your MOASMS file storage folders and recorded in the database in real time — no sync, no transfer, no extra steps.

## Instant Upload

Choose a file, snap a webcam photo, or record a video and save it to the record in seconds.

## Works Everywhere

Responsive design looks great on desktop, tablet, and phone — no app required.

## No Extra Database

Writes directly to your existing MOASMS file folders and database — no sync required.

## Secure Login

Access is fully protected. Every user must log in with a username and password before capturing any media. Credentials are stored as **PBKDF2 cryptographic hashes** — the actual passwords are never stored anywhere.

- ✓ Multiple named user accounts supported (e.g. *admin*, *Officer Smith*)
- ✓ "Remember me" option for convenience on trusted devices
- ✓ Show / hide password toggle for easy entry on mobile
- ✓ Session cookie expires automatically after 8 hours
- ✓ FR | EN language toggle visible on every page — no restart required

## Install on Your Phone — No App Store Needed

MultiCapture can be added to any Android phone's home screen with a single tap. It opens full-screen with its own icon — no browser address bar, no app store account, no IT involvement. Officers get an app-like experience the moment they're handed the URL.

## Sign In with Your Fingerprint or PIN

After logging in once with a username and password, staff can register their phone's fingerprint reader or PIN as a quick sign-in for future visits. On return visits, a single fingerprint touch or PIN entry signs them in instantly — no typing required. Passkeys are stored securely on the device and are tied to the specific website, so they cannot be stolen or phished like a password.

- ✓ **Works with Android fingerprint, face unlock, or PIN** — uses the phone's built-in security
- ✓ **No password to type in the field** — ideal for officers wearing gloves or working in poor lighting
- ✓ **Each device is registered separately** — removing a lost phone's access is instant
- ✓ **Falls back to username and password** — passkeys are optional; existing login always works

### Login

Username

Password

Remember me

or

#### Enable quick sign-in on this device?

Use your fingerprint, face, or PIN to sign in instantly next time — no password needed.

*Passkey prompt — appears after first password login*

*Standard login with optional passkey sign-in — any device, any browser*

## Two Record Types — Animals and Complaints

The home screen presents two clear record types. Staff choose the type of record they are working with, then use a purpose-built search to find the exact record before attaching any media — eliminating the risk of photos attached to the wrong animal or case.



Home page — choose Animal Record or Complaint / Case Record

## Flexible Search — Find the Right Record Fast

Both record types offer multiple search modes in an accordion layout. Each panel opens independently — staff jump straight to the search method that fits the situation. Numeric searches use a **custom on-screen keypad** that keeps the device keyboard from appearing.

### Animal Search — Six Modes

- ✓ **Record #** — custom numeric keypad, no native keyboard popup
- ✓ **Animal Name** — partial name match with optional in-shelter filter
- ✓ **Tag / License Number** — exact or partial tag number
- ✓ **By ID Code** — microchip, tattoo, or other ID; configurable type list
- ✓ **By Owner** — last name, first name partial match
- ✓ **By Shelter / Pen** — shelter area dropdown + pen filter

### Complaint Search — Four Modes

- ✓ **Case Number** — custom numeric keypad, no native keyboard popup
- ✓ **Calls in Dispatching** — open complaints currently flagged in the Dispatching module
- ✓ **Address** — separate Street Number and Street fields; search by either or both; results sorted by street number then street name
- ✓ **By Involved Person** — involvement type dropdown + name search

# Custom Numeric Keypad — No Keyboard Popup

The Record # and Case # search panels each feature a purpose-built on-screen keypad. The device's native keyboard **never appears** — ideal for wall tablets at reception desks, gloved field officers, and kiosk-style deployments where an unexpected keyboard would obscure the screen.

MultiCapture Animal Search

Record #

1 2 4 7

1	2	3
4	5	6
7	8	9
CLR	0	BK

Search

Animal Name

Tag / License Number

Animal Record # — custom keypad, no native keyboard

MultiCapture Complaint Search

Case Number

2 7 4 2 6

1	2	3
4	5	6
7	8	9
CLR	0	BK

Search

Address

By Involved Person

Complaint Case # — same keypad pattern

## Confirm Before You Capture

After a search result is selected, a **confirmation page** displays the full record details before any media is attached. Staff verify they have the right animal or complaint — then proceed to the upload page with confidence.

MultiCapture Confirm Animal

Animal #4821

Name	Max
Species	Dog
Breed	Labrador
Sex	Male
Altered	Yes
Color	Black

License Expires: 06/15/2027 ✓ Active

📷 Yes, attach media to this record

Animal confirm — details and license status

MultiCapture Confirm Complaint

Case #: 27426

Received	05/10/2026 09:14 AM
Type	Barking Dog
Status	Open
Address	123 Maple St
Owner	Williams, James

Involved Persons

Williams, James **Complainant**

📷 Yes, attach media to this record

Complaint confirm — case details and involved persons

# Photo Capture — Three Ways to Get the Shot

The upload page gives staff three flexible ways to provide a photo, covering every field and shelter scenario without requiring any special hardware.

## 1 — Choose a File from the Device

Staff tap the file picker to browse the device gallery, camera roll, or file system. Any standard image format is accepted: JPG, PNG, GIF, or WEBP. The maximum file size is configurable per deployment.

## 2 — Webcam Live Capture

Tapping **Use Webcam** opens a live camera preview directly in the browser. A built-in camera selector appears automatically when more than one camera is connected — letting staff switch between a front-facing and rear-facing camera, or between multiple USB cameras at a workstation. Tap **Snap Photo** to capture the frame, then **Retake** if needed before saving.

- ✓ Live video preview — see exactly what will be captured before snapping
- ✓ Camera selector dropdown — switch cameras without leaving the page
- ✓ Retake — clear the snapshot and re-open the camera at any time
- ✓ No browser extension or plugin required — uses the standard browser camera API

## 3 — Photo Metadata

Every photo can carry optional metadata saved alongside the file:

The screenshot shows the 'MultiCapture' interface for uploading a photo. At the top right is a 'Upload Photo' button. Below the title bar, a dark banner indicates the photo is being attached to 'Animal — Max, Dog (Labrador)'. The interface is divided into several sections: 1. 'Choose or take a photo' section with a 'Choose File...' button and supported formats (JPG, PNG, GIF, WEBP) and a max size of 10 MB. 2. 'Webcam HD (Front)' section with a dropdown menu and a live preview window showing '[ Live Preview ]'. Below the preview are 'Snap Photo' and 'Cancel' buttons. 3. 'Description' section with a text input field containing 'Intake photo'. 4. 'Note' section with a text input field containing 'Visible scar on left foreleg...'. 5. Metadata options section with checkboxes for 'Use as web display photo' (checked) and 'Include on cage card' (unchecked). 6. A 'Capture GPS Location' button with a location pin icon. 7. A large blue 'Save Photo' button at the bottom. The footer of the interface says 'Powered by Multiple Options'.

*Photo capture — file picker, live webcam with camera selector, metadata fields, GPS, and record flags*

## Video Capture — Optional Feature

When the video feature is enabled for a deployment, the upload page gains a **Photo / Video toggle**. Switching to Video mode reveals a second set of capture tools purpose-built for video — while all the metadata fields, GPS, and record flags remain the same.

### Two Ways to Capture Video

**Choose a Video File** — staff select a pre-recorded video from the device gallery or file system. MP4, WebM, MOV, AVI, and MKV formats are accepted. The maximum video file size is independently configurable from the photo limit.

**Record Video in the Browser** — tapping **Record Video** opens the device camera with a live preview. The browser captures audio and video together. A recording timer shows elapsed time while the camera is active. Tapping **Stop Recording** ends the session and immediately shows a playback preview — staff can watch the clip before saving or tap **Retake** to record again.

- ✓ MP4 recorded where supported by the browser; WebM used as fallback — always produces a playable file
- ✓ Camera selector — switch cameras mid-session without stopping the recording
- ✓ Live recording timer — elapsed time visible at a glance
- ✓ Instant playback preview before saving — no surprises
- ✓ Retake — discard and re-record in one tap
- ✓ Videos saved to a *separate* configurable folder from photos

MultiCapture Upload Media

Attaching to: Complaint — Case #27426

Photo Video

Choose a video file

Choose File...

MP4, WebM, MOV · max 200 MB

Webcam HD

[ Live Preview ]

Recording 0:42

Stop Cancel

Description

Site inspection video

Note

Officer body-cam footage...

Mark as evidence

Capture GPS Location

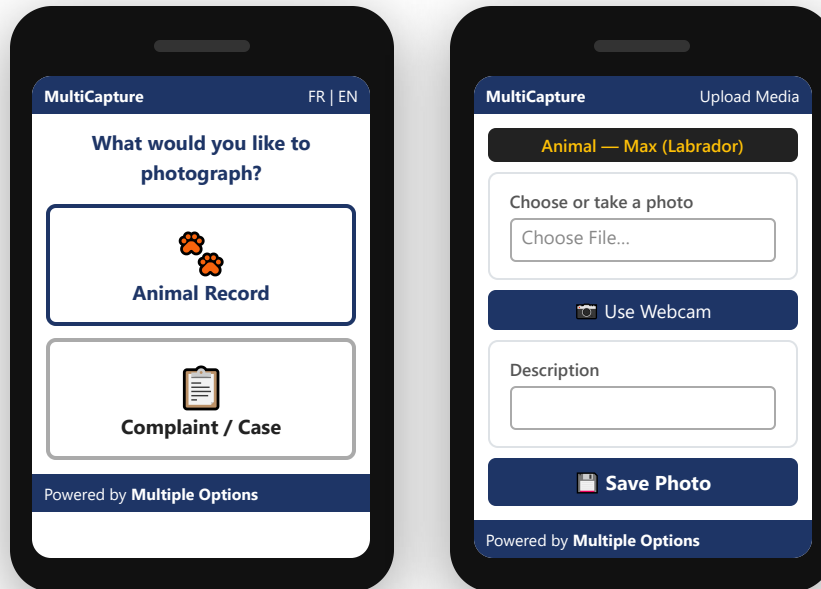
Save Video

Powered by Multiple Options

*Video mode — recording in progress with timer, camera selector, and metadata fields*

## Optimized for Mobile — Ready Wherever the Job Takes You

MultiCapture is designed **mobile-first**. Field officers and kennel staff open it in any smartphone browser — no app to download, no software to install. The interface adapts perfectly to phone screens, with large tap targets and camera access built directly into the browser.



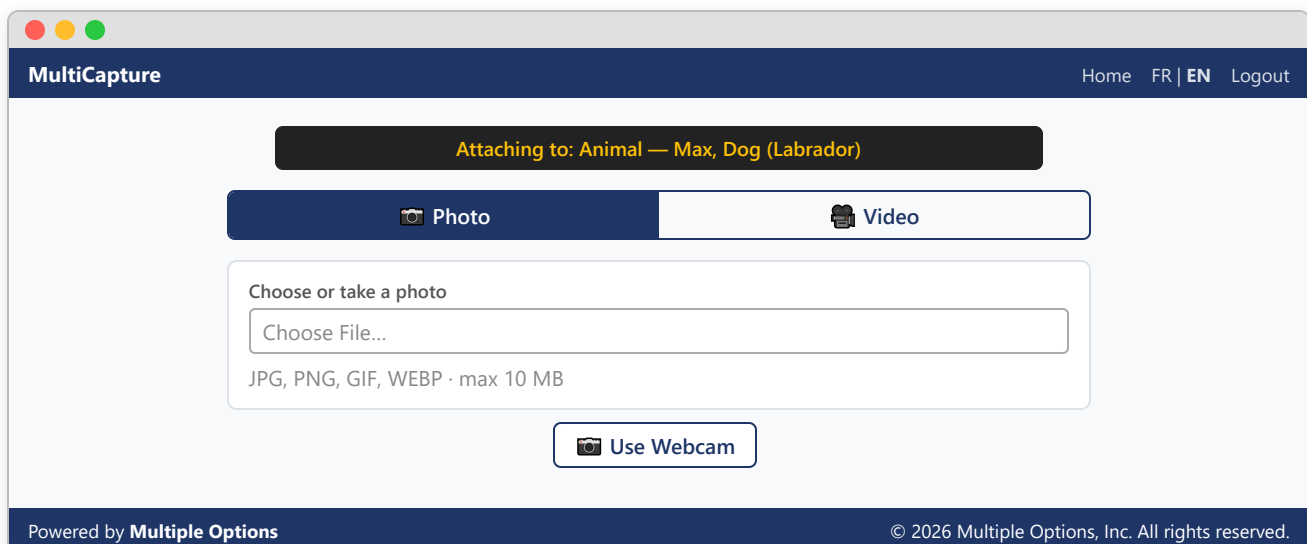
Home on iPhone

Upload on iPhone

- ✓ **No app store download required** — standard browser, any platform, any device
- ✓ **Camera access built in** — browser handles permissions; no special drivers needed
- ✓ **Custom numeric keypad** suppresses the native keyboard — no accidental pop-ups
- ✓ **Responsive layout** — looks great on phones, tablets, and touch-screen kiosks

## Equally at Home on the Desktop

While field staff rely on it from their phones, **MultiCapture works just as beautifully on a desktop or laptop browser**. Reception staff, kennel managers, and administrators get the same photo and video upload capability — with the added comfort of a full-size screen and mouse navigation.



Desktop browser view — same URL as mobile

## Multilingual — English & French Built In

---

Every label, button, error message, and page title is available in both **English** and **Canadian French (fr-CA)**. Users switch languages instantly using the **FR | EN** toggle in the top-right corner — no restart required, no separate URL.

- ✓ Language selection persists across the session via a browser cookie
- ✓ Additional languages — including **Spanish** and others — can be added by providing a standard .resx resource file
- ✓ No code changes or redeployment needed to add a new language

## Four Independently Configurable Storage Folders

---

Each media type and record type has its own configurable save path in `appsettings.json`, matching the folder structure your MOASMS desktop application already uses:

### Animal Photos

Images\AnimalImages

### Animal Videos

Videos\AnimalVideos

### Complaint Photos

Images\ComplaintImages

### Complaint Videos

Videos\ComplaintVideos

# Feature Summary

<b>Animal Record Search</b> Six search modes: record #, name, tag/license, ID code, owner name, and shelter pen — each in its own accordion panel.	<b>Complaint Record Search</b> Four modes: case number, calls in dispatching, address (separate Street Number and Street fields), and involved person — with involvement type dropdown.
<b>Custom Numeric Keypad</b> On-screen keypad for numeric searches; the device keyboard never appears — ideal for tablets, kiosks, and field use.	<b>Confirm Before Capture</b> Full record details displayed before any media is attached — name, species, breed, sex, license expiry or complaint details.
<b>File Upload</b> Pick any image or video from the device gallery or file system; JPG, PNG, GIF, WEBP, MP4, WebM, and more.	<b>Webcam Live Capture</b> Live camera preview in the browser; camera selector for multi-camera setups; snap and retake without leaving the page.
<b>In-Browser Video Recording</b> MediaRecorder-based video capture with live preview, recording timer, camera selector, and instant playback before saving.	<b>GPS Location Tagging</b> One tap captures latitude and longitude from the device; coordinates stored with every photo and video record.
<b>Animal Photo Flags</b> Mark any photo as the web display photo or include it on printed cage cards — set at the time of upload.	<b>Complaint Evidence Flag</b> Mark photos and videos as evidentiary documentation at the time of upload.
<b>Description &amp; Note Fields</b> Short description (50 characters) and free-text notes stored with every image or video in the MOASMS database.	<b>License Expiry Status</b> Animal confirm page shows a green (active) or red (expired) license status bar before the officer proceeds.
<b>Four Configurable Storage Folders</b> Animal Photos, Complaint Photos, Animal Videos, and Complaint Videos each have independently configurable paths.	<b>Video Feature Flag</b> Video capture can be enabled or disabled per deployment via a single appsettings.json setting — no redeployment required.
<b>Secure PBKDF2 Authentication</b> Passwords stored as cryptographic hashes — never in plain text. Multiple named user accounts supported.	<b>Remember Me</b> Optional persistent session cookie for trusted shared devices; session auto-expires after 8 hours of inactivity.
<b>Install on Home Screen (PWA)</b> Officers add MultiCapture to their Android phone's home screen with a single tap — opens full-screen with its own icon, no app store required.	<b>Passkey / Fingerprint Login</b> After one password login, staff register their phone's fingerprint, face, or PIN for instant sign-in on return visits — no typing required; passkeys cannot be phished.
<b>Multilingual — English &amp; French Built In</b> FR   EN toggle on every page; Spanish and other languages addable via .resx resource file — no redeployment needed.	<b>Responsive Design</b> Bootstrap 5 layout works on desktop, tablet, and smartphone — one URL, any device, any browser.
<b>No Installation Required</b> Staff open a standard browser — no app to download, no plugin to install, no IT involvement at the device level.	<b>Built on Existing MOASMS Data</b> Writes directly to your existing database and file storage — no migration, no extra database, no sync process.

# Ready to Put Every Camera to Work for Your Shelter?

Contact us today for pricing and a personalized demo.

MultiCapture is proven, deployable, and ready for your shelter or animal control department. Our team at **Multiple Options, Inc.** will work with you to get you up and running quickly — typically within days of receiving your database connection details and storage folder paths.

Whether you manage a small municipal shelter or a large county operation, MultiCapture scales to fit your needs. Reach out now — **we'd love to show you what it looks like running on your own data.**



## Multiple Options, Inc.

- ✉ Sales@multiop.com
- 📞 401-480-6655
- 🌐 www.multiop.com

## Why Choose Multiple Options?

- ✓ **Proven platform** — powering animal shelters and control agencies across North America for over 27 years
- ✓ **Rapid deployment** — typically live within days of your first call
- ✓ **Built on your existing MOASMS data** — no migration, no extra database, no sync
- ✓ **Ongoing support included** — we stand behind our products
- ✓ **Continually updated** — new features added based on real shelter feedback

**Request a Demo Today**

Call 401-480-6655 · [Sales@multiop.com](mailto:Sales@multiop.com)

*We'll show you MultiCapture running on your own data — no commitment required.*